
























40 100m Backstroke Men Final

Official

Rank	Competitor	Age	Club	RT	PTS	Result
1	 Kane Follows	28		0.64		55.42 Entry: 56.02 -0.60
	50m: 26.89 100m: 55.42 (28.53)					
2	 Jasper Cornish	19		0.57		55.43 Entry: 55.81 -0.38
	50m: 26.86 100m: 55.43 (28.57)					
3	 Lucas Bell	17		0.52		55.83 Entry: 56.87 -1.04
	50m: 27.11 100m: 55.83 (28.72)					
4	 Josh Edwards-Smith (V)	23		0.60		56.47 Entry: 56.68 -0.21
	50m: 27.66 100m: 56.47 (28.81)					
5	 Mitch Ellis	17		0.72		56.98 Entry: 57.13 -0.15
	50m: 27.55 100m: 56.98 (29.43)					
6	 TeRauroha Paki	15		0.67		57.39 Entry: 57.71 -0.32
	50m: 27.52 100m: 57.39 (29.87)					
7	 Brandon Holder	19		0.55		57.45 Entry: 57.72 -0.27
	50m: 27.62 100m: 57.45 (29.83)					
8	 Alessandro Esposito	21		0.55		57.59 Entry: 58.09 -0.50
	50m: 27.17 100m: 57.59 (30.42)					
9	 Alfie Weatherston Harvey	18		0.47		58.45 Entry: 1:00.49 -2.04
	50m: 28.85 100m: 58.45 (29.60)					
10	 Daniel Kregting	18		0.55		58.90 Entry: 1:00.67 -1.77
	50m: 28.31 100m: 58.90 (30.59)					
11	 Yeenok Zhang	18		0.52		59.20 Entry: 59.69 -0.49
	50m: 28.46 100m: 59.20 (30.74)					
12	 Harrison James	18		0.59		59.63 Entry: 59.96 -0.33
	50m: 28.83 100m: 59.63 (30.80)					
13	 Hans Haufe	18		0.55		59.80 -0.71



Entry: 1:00.51

50m: 28.86 100m: 59.80 (30.94)

13

Lucas Perceval

18



0.68

59.80Entry: 1:00.54 **-0.74**

50m: 28.91 100m: 59.80 (30.89)

15

Osbert Gu

17



0.68

59.85Entry: 1:01.10 **-1.25**

50m: 28.68 100m: 59.85 (31.17)

16

Tyson Lynch

18



0.55

1:01.35Entry: 1:01.39 **-0.04**

50m: 29.72 100m: 1:01.35 (31.63)

17

Samuel Poching

23



0.65

57.83Entry: 58.11 **-0.28**

50m: 28.31 100m: 57.83 (29.52)

18

Ethan MacDonald

19



Ha...

0.60

58.33Entry: 59.10 **-0.77**

50m: 28.37 100m: 58.33 (29.96)

19

Daniel Williams (V)

19



0.54

58.56Entry: 58.66 **-0.10**

50m: 28.77 100m: 58.56 (29.79)

20

Donald Tian

16



0.62

58.84Entry: 58.71 **+0.13**

50m: 28.50 100m: 58.84 (30.34)

21

Larn Hamblyn-Ough

20



0.67

59.14Entry: 58.99 **+0.15**

50m: 28.78 100m: 59.14 (30.36)

22

John Quirk

23



0.63

1:00.65Entry: 1:00.58 **+0.07**

50m: 29.02 100m: 1:00.65 (31.63)

23

Kase Glintmeyer

15



0.55

1:00.84Entry: 1:01.26 **-0.42**

50m: 29.94 100m: 1:00.84 (30.90)

24

Vincent Downs-Honey

27



0.54

1:02.17Entry: 1:01.41 **+0.76**

50m: 31.24 100m: 1:02.17 (30.93)